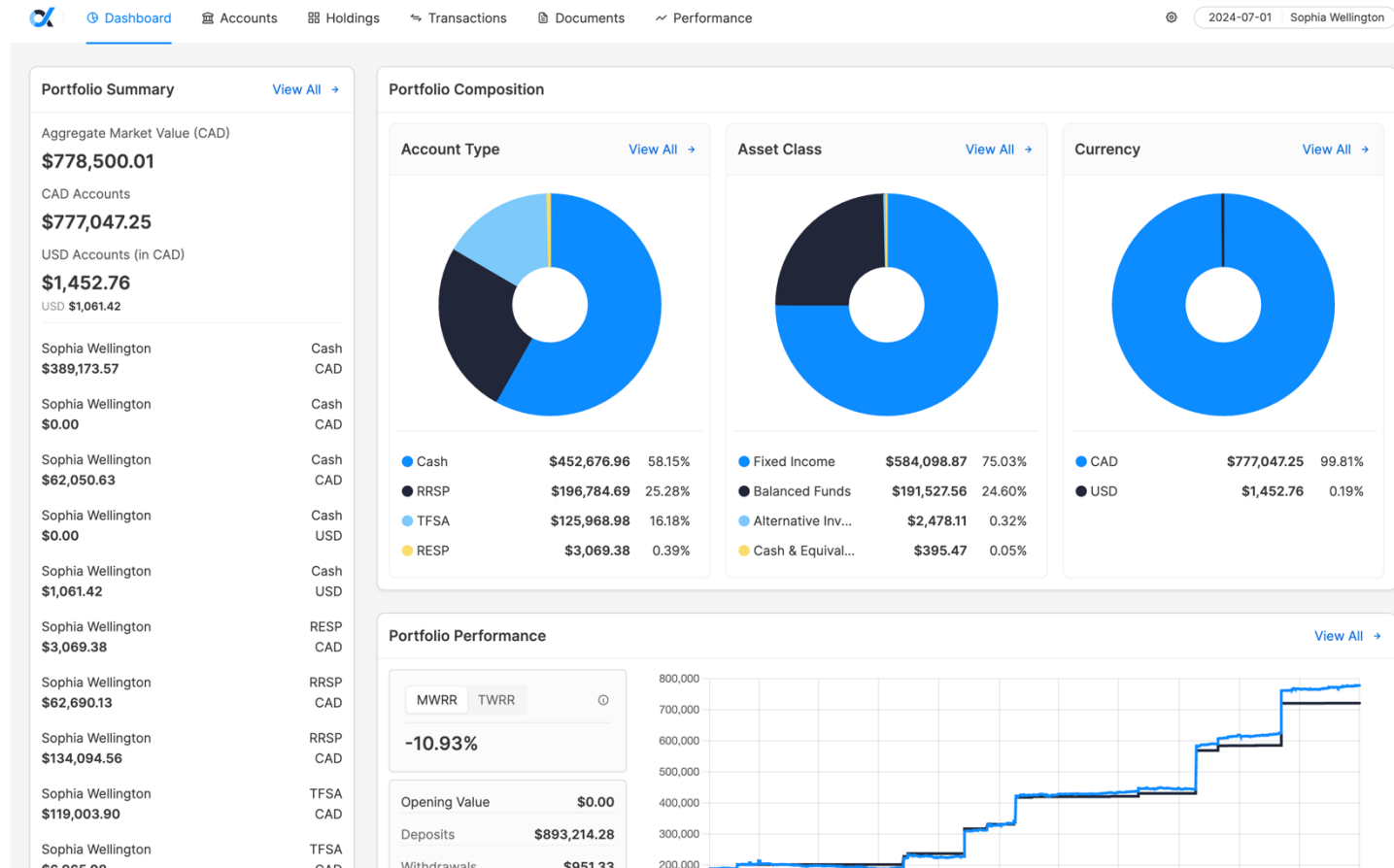


# Portal Tour





This is your Portfolio HiWay client portal dashboard, with an at-a-glance view of your investment portfolio.





Click your name in the top right corner of your screen to select the other profiles that you have view-access to.

**Portfolio Summary** [View All](#)

Aggregate Market Value (CAD)  
**\$778,500.01**

CAD Accounts  
**\$777,047.25**

USD Accounts (in CAD)  
**\$1,452.76**  
 USD \$1,061.24

Profile	Currency	Value
Sophia Wellington	Cash CAD	\$389,173.57
Sophia Wellington	Cash CAD	\$0.00
Sophia Wellington	Cash CAD	\$62,050.63
Sophia Wellington	Cash USD	\$0.00
Sophia Wellington	Cash USD	\$1,061.24
Sophia Wellington	RESP CAD	\$3,069.38
Sophia Wellington	RRSP CAD	\$62,690.13

**Portfolio Composition**

**Account Type** [View All](#)

Account Type	Value	Percentage
Cash	\$452,676.96	58.15%
RRSP	\$196,784.69	25.28%
TFSA	\$125,968.98	16.18%
RESP	\$3,069.38	0.39%

**Asset Class** [View All](#)

Asset Class	Value	Percentage
Fixed Income	\$584,098.87	75.03%
Balanced Funds	\$191,527.56	24.60%
Alternative Inv...	\$2,478.11	0.32%
Cash & Equival...	\$395.47	0.05%

**Currency** [View All](#)

Currency	Value	Percentage
CAD	\$777,047.25	99.81%
USD	\$1,452.76	0.19%

**Portfolio Performance** [View All](#)

MWRR TWRR



**Portfolio Summary** is a list of your investment accounts and their aggregate market values.

Dashboard Accounts Holdings Transactions Documents Performance 2024-07-01 Sophia Wellington

**Portfolio Summary** [View All](#)

Aggregate Market Value (CAD)  
**\$778,500.01**

CAD Accounts  
**\$777,047.25**

USD Accounts (in CAD)  
**\$1,452.76**  
USD \$1,061.42

Sophia Wellington	Cash	\$389,173.57
Sophia Wellington	Cash	\$0.00
Sophia Wellington	Cash	\$62,050.63
Sophia Wellington	Cash	\$0.00
Sophia Wellington	Cash	\$1,061.42
Sophia Wellington	RESP	\$3,069.38
Sophia Wellington	RRSP	\$62,690.13
Sophia Wellington	RRSP	\$134,094.56
Sophia Wellington	TFSA	\$119,003.90
Sophia Wellington	TFSA	\$0.00

**Portfolio Composition**

**Account Type** [View All](#)

Cash	\$452,676.96	58.15%
RRSP	\$196,784.69	25.28%
TFSA	\$125,968.98	16.18%
RESP	\$3,069.38	0.39%

**Asset Class** [View All](#)

Fixed Income	\$584,098.87	75.03%
Balanced Funds	\$191,527.56	24.60%
Alternative Inv...	\$2,478.11	0.32%
Cash & Equival...	\$395.47	0.05%

**Currency** [View All](#)

CAD	\$777,047.25	99.81%
USD	\$1,452.76	0.19%

**Portfolio Performance** [View All](#)

MWRR TWRR

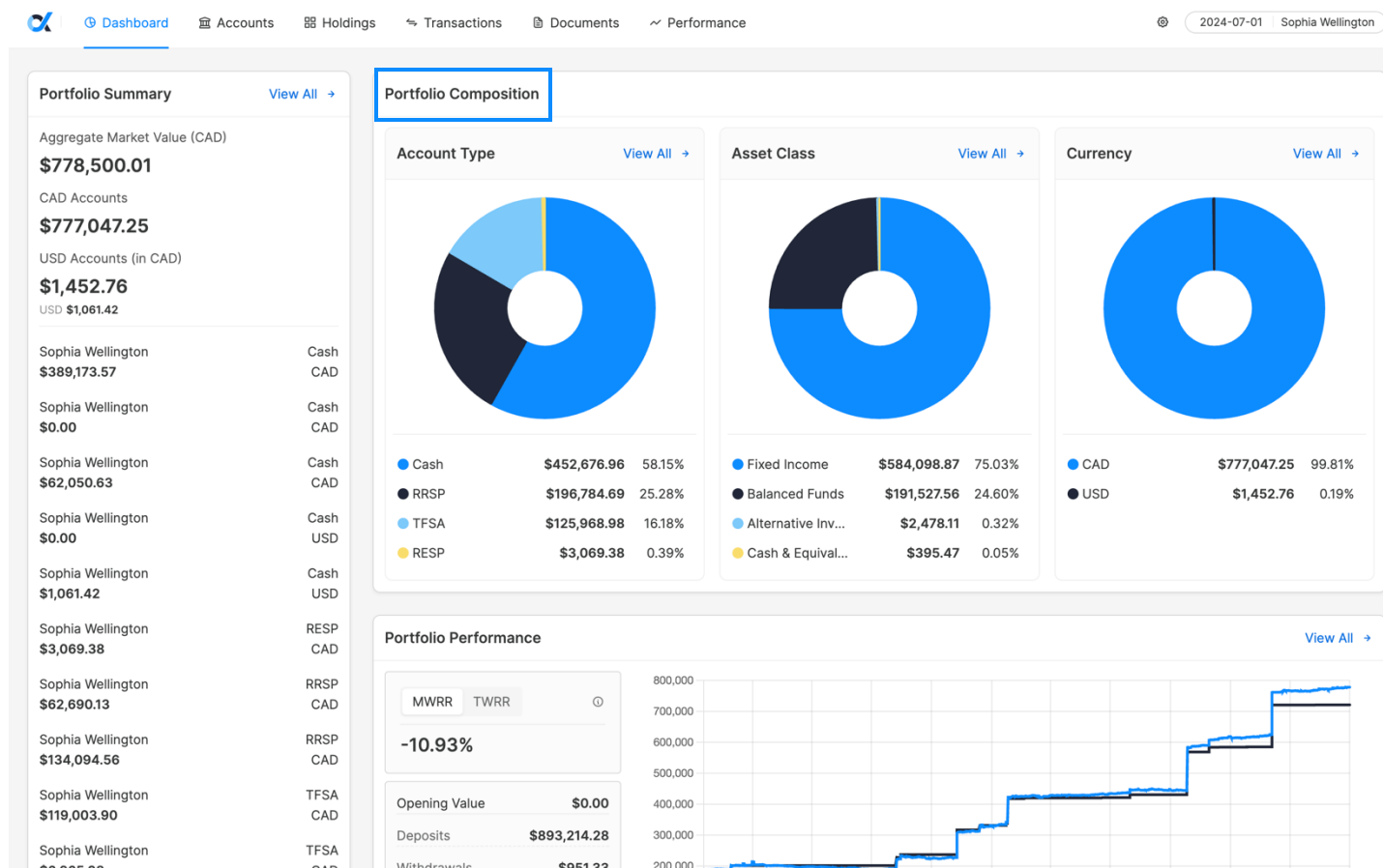
**-10.93%**

Opening Value **\$0.00**

Deposits **\$893,214.28**

Withdrawals **\$951.33**

**Portfolio Composition** includes three charts with the breakdown of your investment portfolio by **1) Account Type**, **2) Asset Class** and **3) Currency**.





**Portfolio Performance** includes a graph of the historical performance of your total investment portfolio.

Dashboard
Accounts
Holdings
Transactions
Documents
Performance
2024-07-01 Sophia Wellington

- Sophia Wellington  
Cash  
\$62,050.63
- Sophia Wellington  
Cash  
\$0.00
- Sophia Wellington  
Cash  
\$1,061.42
- Sophia Wellington  
RESP  
\$3,069.38
- Sophia Wellington  
RRSP  
\$62,690.13
- Sophia Wellington  
RRSP  
\$134,094.56
- Sophia Wellington  
TFSA  
\$119,003.90
- Sophia Wellington  
TFSA  
\$6,965.08

Cash	\$452,676.96	58.15%	Fixed Income	\$584,098.87	75.03%	CAD	\$777,047.25	99.81%
RRSP	\$196,784.69	25.28%	Balanced Funds	\$191,527.56	24.60%	USD	\$1,452.76	0.19%
TFSA	\$125,968.98	16.18%	Alternative Invest...	\$2,478.11	0.32%			
RESP	\$3,069.38	0.39%	Cash & Equivalents	\$395.47	0.05%			

**Portfolio Performance** View All →

MWRR TWRR ⊙

**-10.93%**

Opening Value	\$0.00
Deposits	\$893,214.28
Withdrawals	\$951.33
Return (\$)	-\$113,762.94
End Value	\$778,500.01

**Recent Transactions** View All →

Trade Date	Security Name	Transaction Type	Amount	Currency	Quantity	Unit Price
2024-07-10	LYSANDER CRP TRES ACT ETF	Cash Dividend/ Dividend Income	\$0.00	CAD	100.0000	\$0.00
2024-07-10	LYSANDER FLTG RTE ACT ETF	Cash Dividend/ Dividend Income	\$0.00	CAD	100.0000	\$0.00
2024-07-09	GM FINL CDA 1.7% 9JL25	Interest Income	\$0.00	CAD	1,608.0000	\$0.00
2024-06-28	CANSO Corporate Value Fd CI-C	Adjustment (Book Value)	\$0.00	CAD	85,677.7680	\$0.00



## Recent Transactions has the details of your five most recent transactions.

Dashboard
Accounts
Holdings
Transactions
Documents
Performance

2024-07-01
Sophia Wellington

RESP
\$3,069.38
0.39%

Cash & Equivalents
\$395.47
0.05%

- Sophia Wellington  
\$1,061.42  
Cash USD
- Sophia Wellington  
\$3,069.38  
RESP CAD
- Sophia Wellington  
\$62,690.13  
RRSP CAD
- Sophia Wellington  
\$134,094.56  
RRSP CAD
- Sophia Wellington  
\$119,003.90  
TFSA CAD
- Sophia Wellington  
\$6,965.08  
TFSA CAD

### Portfolio Performance

MWRR TWRR

**-10.93%**

Opening Value **\$0.00**

Deposits **\$893,214.28**

Withdrawals **\$951.33**

Return (\$) **-\$113,762.94**

End Value **\$778,500.01**

Recent Transactions

[View All](#)

Trade Date	Security Name	Transaction Type	Amount	Currency	Quantity	Unit Price
2024-07-10	LYSANDER CRP TRES ACT ETF	Cash Dividend/ Dividend Income	\$0.00	CAD	100.0000	\$0.00
2024-07-10	LYSANDER FLTG RTE ACT ETF	Cash Dividend/ Dividend Income	\$0.00	CAD	100.0000	\$0.00
2024-07-09	GM FINL CDA 1.7% 9JL25	Interest Income	\$0.00	CAD	1,608.0000	\$0.00
2024-06-28	CANSO Corporate Value Fd Cl-C	Adjustment (Book Value)	\$0.00	CAD	85,677.7680	\$0.00
2024-06-28	LYSANDER Balanced Fd Cl.F	Adjustment (Book Value)	\$0.00	CAD	5,139.1900	\$0.00

Powered by PortfolioXpressWay Inc.



**Advisor Insights** houses the various client resource guides, designed to help you navigate the portal.

The screenshot displays the Advisor Insights dashboard. At the top, there is a navigation menu with options: Dashboard, Accounts, Holdings, Transactions, Documents, and Performance. The user's profile is shown as '2024-07-01 | Sophia Wellington'. Below the navigation, there are two main sections:

- Advisor Insights (Client Resource):** A highlighted section with the title 'Client Resource' and the date 'Aug 7, 2024'. The text reads: 'Navigate with confidence using our client resource modules. Tailored to anticipate your needs, these modules offer step-by-step guidance as you explore your portal's capabilities. From password preferences to leveraging advanced functions, our comprehensive resource modules are here to streamline your journey and enhance your experience.' A 'Read more' link is provided.
- Recent Transactions:** A table listing the following transactions:
 

Trade Date	Security Name	Transaction Type	Amount	Currency	Quantity	Unit Price
2024-07-30	Canadian Dollar	Transfer Cash In	\$0.00	CAD	121,205.0000	\$0.00
2024-07-30	US Dollar	Transfer Cash Out	\$0.00	USD	87,500.0000	\$0.00
2024-07-30	Canadian Dollar	Deposit Cash	\$0.00	CAD	2,000.0000	\$0.00
2024-07-26	US Dollar	Deposit Cash	\$0.00	USD	87,500.0000	\$0.00
2024-07-10	LYSANDER CRP TRES ACT ETF	Cash Dividend/ Dividend Income	\$0.00	CAD	100.0000	\$0.00

At the top right of the dashboard, there is a performance chart showing 'Return (\$)' and 'End Value' for the period from 2022 to 2024. The Return is -\$113,762.94 and the End Value is \$778,500.01. The chart includes a legend for 'Market Value Accrued' (blue dot) and 'Cumulative Cash Flow' (black dot).





Click 'View All' or select one of the tabs to navigate to a detailed version of one of the top dashboard sections.

Navigation: Dashboard Accounts Holdings Transactions Documents Performance | 2024-07-01 Sophia Wellington

### Portfolio Summary [View All](#)

Aggregate Market Value (CAD)  
**\$778,500.01**

CAD Accounts  
**\$777,047.25**

USD Accounts (in CAD)  
**\$1,452.76**  
USD \$1,061.42

Account Name	Account Type	Value
Sophia Wellington	Cash	\$389,173.57
Sophia Wellington	Cash	\$0.00
Sophia Wellington	Cash	\$62,050.63
Sophia Wellington	Cash	\$0.00
Sophia Wellington	Cash	\$1,061.42
Sophia Wellington	RESP	\$3,069.38
Sophia Wellington	RRSP	\$62,690.13
Sophia Wellington	RRSP	\$134,094.56
Sophia Wellington	TFSA	\$119,003.90
Sophia Wellington	TFSA	\$6,065.00

### Portfolio Composition

#### Account Type [View All](#)

Account Type	Value	Percentage
Cash	\$452,676.96	58.15%
RRSP	\$196,784.69	25.28%
TFSA	\$125,968.98	16.18%
RESP	\$3,069.38	0.39%

#### Asset Class [View All](#)

Asset Class	Value	Percentage
Fixed Income	\$584,098.87	75.03%
Balanced Funds	\$191,527.56	24.60%
Alternative Inv...	\$2,478.11	0.32%
Cash & Equival...	\$395.47	0.05%

#### Currency [View All](#)

Currency	Value	Percentage
CAD	\$777,047.25	99.81%
USD	\$1,452.76	0.19%

### Portfolio Performance [View All](#)

MWRR TWRR

**-10.93%**

Category	Value
Opening Value	\$0.00
Deposits	\$893,214.28
Withdrawals	\$951.33



**Accounts** shows you a complete list of your investment accounts, including Book Value, Market Value, Unrealized Gains & Losses and Currency.

[Dashboard](#)
[Accounts](#)
[Holdings](#)
[Transactions](#)
[Documents](#)
[Performance](#)
2024-07-01 | Sophia Wellington

All Accounts

Account Name	Account Type	Base Market Value	Base Book Value	Unrealized G/L (\$)	Currency	Unrealized G/L (%)	Actions
Sophia Wellington 5PX000A	Cash	\$389,173.57	\$386,050.26	\$3,123.31	CAD	0.81%	<a href="#">Add Funds</a>   <a href="#">Details</a>
Sophia Wellington 5PX002A	Cash	\$0.00	\$0.00	\$0.00	CAD	--	<a href="#">Add Funds</a>   <a href="#">Details</a>
Sophia Wellington 5PX007A	Cash	\$62,050.63	\$52,930.77	\$9,119.85	CAD	17.23%	<a href="#">Add Funds</a>   <a href="#">Details</a>
Sophia Wellington 5PX004B	Cash	\$0.00	\$0.00	\$0.00	USD	--	<a href="#">Add Funds</a>   <a href="#">Details</a>



'Add Funds' creates printable instructions to **1)** set-up bill payment through your electronic banking software and **2)** submit a wire transfer.

The screenshot shows a financial portal interface with a navigation bar at the top containing 'Dashboard', 'Accounts', 'Holdings', 'Transactions', 'Documents', and 'Performance'. The user is logged in as 'Sophia Wellington' on '2024-07-01'. The main content area displays a table of accounts for 'Sophia Wellington'. The first row, with account ID '5PX000A', is highlighted. A modal dialog box titled 'Select a Funding Method' is open over this row. The dialog has two options: 'Bill Payment' (selected) and 'Wire Transfer'. The 'Add Funds' button for the selected account is highlighted with a blue box.

Account ID	Account Type	Base Market Value	Base Book Value	Unrealized G/L (\$)	Currency	Unrealized G/L (%)	Action
Sophia Wellington 5PX000A	Cash	\$0.00	\$0.00	\$0.00	USD	--	Add Funds Details
Sophia Wellington 5PX002A	Cash						Add Funds Details
Sophia Wellington 5PX007A	Cash						Add Funds Details
Sophia Wellington 5PX004B	Cash	\$0.00	\$0.00	\$0.00	USD	--	Add Funds Details

‘Details’ takes you to holdings within a particular account. You can toggle between ‘Holdings’, ‘Transactions’ and ‘Documents’ related to that account.

Select a Funding Method

- Bill Payment  
Add funds as a payment. This will usually be a "bill payment" in your banking software.
- Wire Transfer  
Go to the bank to transfer funds. This method could incur fees.

Cancel Next

Holdings Transactions Documents

Security N...	Symbol	Account N...	Account C...	Account T...	Security T...	Quantity	Price	Base Book ...	Base Mark...
LYSANDER B...	LYZ800F	Sophia Wellin...	5PX007A	Cash	Fund - Mutual	2,569.5940	CAD \$22.35	\$48,782.62	\$57,433.00
LYSANDER T...	LYZ531F	Sophia Wellin...	5PX007A	Cash	Fund - Mutual	106.1830	CAD \$12.82	\$1,079.99	\$1,360.95
LYSANDER C...	LYZ494F	Sophia Wellin...	5PX007A	Cash	Fund - Mutual	107.0900	CAD \$10.43	\$967.64	\$1,117.16
LYSANDER C...	LYCT	Sophia Wellin...	5PX007A	Cash	Stock - Com...	100.0000	CAD \$10.43	\$1,012.00	\$1,043.00
LYSANDER F...	LYFR	Sophia Wellin...	5PX007A	Cash	Stock - Com...	100.0000	CAD \$10.21	\$1,013.00	\$1,021.00
Canadian Doll...	CAD	Sophia Wellin...	5PX007A	Cash	Currency	75.5200	CAD \$1.00	\$75.52	\$75.52
Total								\$52,930.77	\$62,050.63

Showing 6 of 6 Holdings



**Holdings** shows you a list of all your holdings within your total portfolio. Customize this view by clicking 'View' in the top right corner of your screen.

Navigation: Dashboard Accounts **Holdings** Transactions Documents Performance

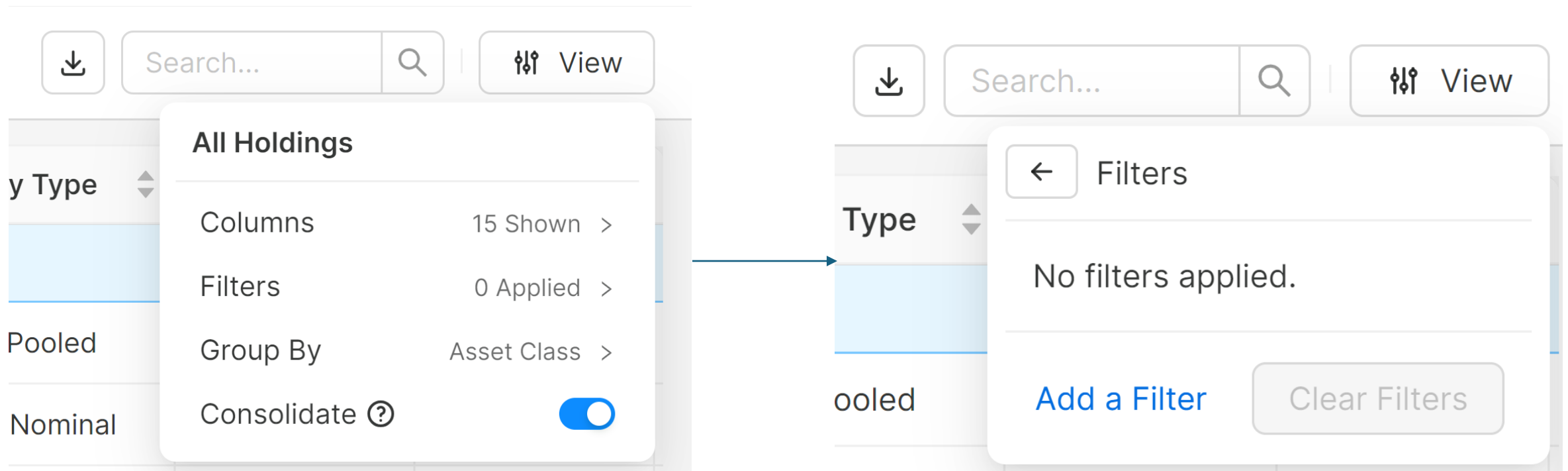
2024-07-01 Sophia Wellington

All Holdings  Search...

<input type="checkbox"/>	Security Name	Symbol	Account Name	Account Code	Account Type	Security Type	Quantity	Price
<input type="checkbox"/>	Fixed Income							
<input type="checkbox"/>	CANSO Corporate Value F...	CFM111C	Sophia Wellington	Show 3 Records	Show 3 Records	Fund - Pooled	60,651.0550	CAD \$27.24
<input type="checkbox"/>	CANADA 0.75% 10C24		Sophia Wellington	Show 3 Records	Show 3 Records	Bond - Nominal	23,070.0000	CAD \$297.11
<input type="checkbox"/>	GM FINL CDA 1.7% 9JL25		Sophia Wellington	5PX009W	TFSA	Bond - Nominal	1,608.0000	CAD \$96.73
<input type="checkbox"/>	LYSANDER US Corporate Tre...	LYS895F	Sophia Wellington	5PX008B	Cash	Fund - Mutual	100.1550	USD \$10.60
<input type="checkbox"/>	LLOYDS BKG C\$ 3.5% 3FB25		Sophia Wellington	5PX009W	TFSA	Bond - Nominal	1,380.0000	CAD \$99.06
<input type="checkbox"/>	AT&T INC CB C\$ 4% 25NV25		Sophia Wellington	5PX009W	TFSA	Bond - Nominal	1,368.0000	CAD \$98.64
	Total							

Showing 14 of 14 Holdings 1

To see only your accounts that hold mutual funds, select **'View'**, **'Filters'**, **'Add a Filter'**.



The image shows two sequential screenshots of a web application interface. The first screenshot shows the 'View' menu open, with the 'Filters' option highlighted. The second screenshot shows the 'Filters' panel open, with the 'Add a Filter' button highlighted. An arrow points from the 'Filters' option in the first screenshot to the 'Filters' panel in the second screenshot.

The interface includes a search bar, a 'View' button, and a table with columns for 'Type', 'Pooled', and 'Nominal'. The 'View' menu options are:

- All Holdings
- Columns 15 Shown >
- Filters 0 Applied >
- Group By Asset Class >
- Consolidate

The 'Filters' panel shows:

- ← Filters
- No filters applied.
- [Add a Filter](#)
- [Clear Filters](#)

Continue by clicking **'Column'** and select **'Security Type'**. Leave the next section as **'Is'** and from the last filter value drop down, select **'Fund - Mutual'**.

Filters

Where Column Is Value... X

Add a Filter Clear Filters

TFSA	Bond - Nominal	1,608.0000	96.54
Cash	Fund - Mutual	100.1550	10.57

Filters

Where Security Type Is Fund - ... X

Add a Filter Clear Filters

- Security Name
- Symbol
- Account Name
- Account Code
- Account Type
- Security Type
- Quantity
- Price

Cash		106.1830	12.80
Cash		107.0900	10.44
Cash		100.1550	10.57

Filters

Where Security Type Is Fund - ... X

Add a Filter Clear Filters

- Fund - Mutual
- Stock - Common
- Currency
- Fund - Pooled
- Bond - Nominal

Cash	Fund - Mutual		12.80
Cash	Fund - Mutual	107.0900	10.44



The filter will automatically apply, and you will be left with only your accounts with mutual fund holdings on display.

[Dashboard](#)
[Accounts](#)
[Holdings](#)
[Transactions](#)
[Documents](#)
[Performance](#)

 2024-07-01 | Sophia Wellington

All Holdings

Active Filters: x Security Type: Fund - Mut...

<input type="checkbox"/>	Security Name	Symbol	Account Name	Account Code	Account Type	Security Type	Quantity	Price	Ba
<b>Balanced Funds</b>									
<input type="checkbox"/>	LYSANDER Balanced Fd Cl.F	LYZ800F	Sophia Wellington	<a href="#">Hide 2 Records</a>	<a href="#">Hide 2 Records</a>	Fund - Mutual	8,569.0820	CAD	\$44.70
<input type="checkbox"/>	LYSANDER Balanced Fd Cl.F	LYZ800F	Sophia Wellington	5PX007A	Cash	Fund - Mutual	2,569.5940	CAD	\$22.35
<input type="checkbox"/>	LYSANDER Balanced Fd Cl.F	LYZ800F	Sophia Wellington	5PX006S	RRSP	Fund - Mutual	5,999.4880	CAD	\$22.35
<b>Alternative Investment</b>									
<input type="checkbox"/>	LYSANDER TRIASIMA All Cou...	LYZ531F	Sophia Wellington	5PX007A	Cash	Fund - Mutual	106.1830	CAD	\$12.82
<input type="checkbox"/>	LYSANDER CANSO Credit Op...	LYZ494F	Sophia Wellington	5PX007A	Cash	Fund - Mutual	107.0900	CAD	\$10.43
<b>Fixed Income</b>									
<input type="checkbox"/>	LYSANDER US Corporate Tre...	LYS895F	Sophia Wellington	5PX008B	Cash	Fund - Mutual	100.1550	USD	\$10.60





From **Transactions**, a list of all historical transactions from the accounts within your portfolio will appear. Customize this 'View' in the top right corner of your screen.

Dashboard
 Accounts
 Holdings
 **Transactions**
 Documents
 Performance

2021-10-18 - 2024-07-01
Sophia Wellington

All Transactions



 View

<input type="checkbox"/>	Trade Date	Security Name	Account Code	Account Name	Account Type	Symbol	Transaction Type	Settlement Amount	
<input type="checkbox"/>	2024-06-28	CANSO Corporate Value Fd CI-C	5PX000A	Sophia Wellington	Cash	CFM111C	Adjustment (Book Value)	CAD	-\$3.86 CAD
<input type="checkbox"/>	2024-06-28	LYSANDER Balanced Fd CI.F	5PX007A	Sophia Wellington	Cash	LYZ800F	Adjustment (Book Value)	CAD	-\$0.17 CAD
<input type="checkbox"/>	2024-06-28	LYSANDER Balanced Fd CI.F	5PX007A	Sophia Wellington	Cash	LYZ800F	Conversion Add	CAD	\$0.02 CAD
<input type="checkbox"/>	2024-06-28	CANSO Corporate Value Fd CI-C	5PX003S	Sophia Wellington	RRSP	CFM111C	Adjustment (Book Value)	CAD	-\$0.24 CAD
<input type="checkbox"/>	2024-06-28	LYSANDER Balanced Fd CI.F	5PX006S	Sophia Wellington	RRSP	LYZ800F	Adjustment (Book Value)	CAD	-\$0.11 CAD
<input type="checkbox"/>	2024-06-28	CANSO Corporate Value Fd CI-C	5PX001W	Sophia Wellington	TFSA	CFM111C	Adjustment (Book Value)	CAD	\$0.59 CAD
<input type="checkbox"/>	2024-06-10	LYSANDER CRP TRES ACT ETF	5PX007A	Sophia Wellington	Cash	LYCT	Cash Dividend/ Dividend I...	CAD	\$0.91 CAD
<input type="checkbox"/>	2024-06-10	LYSANDER FLTG RTE ACT ETF	5PX007A	Sophia Wellington	Cash	LYFR	Cash Dividend/ Dividend I...	CAD	\$4.14 CAD
<input type="checkbox"/>	2024-05-31	CANSO Corporate Value Fd CI-C	5PX000A	Sophia Wellington	Cash	CFM111C	Adjustment (Book Value)	CAD	\$2.03 CAD
<input type="checkbox"/>	2024-05-31	LYSANDER Balanced Fd CI.F	5PX006S	Sophia Wellington	RRSP	LYZ800F	Adjustment (Book Value)	CAD	-\$0.13 CAD

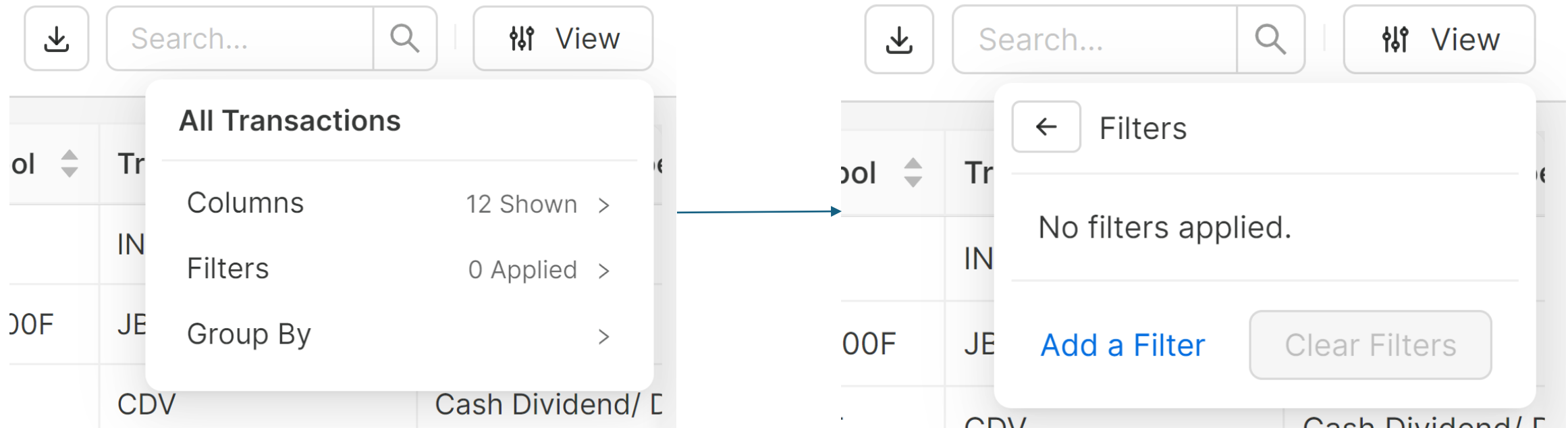
Showing  of 327 Transactions

<

2
3
4
5
...
17
>
Go to

page

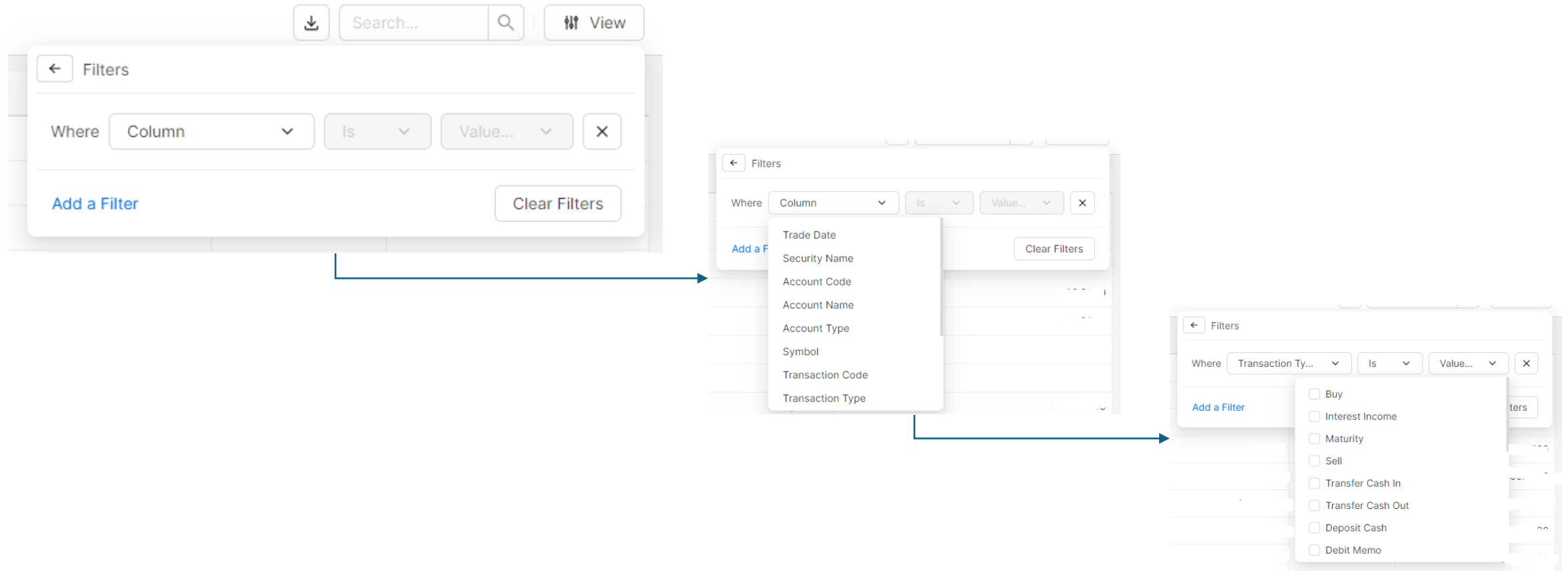
For instance, if you would like to only see your purchase transactions, select **'View'**, **'Filters'**, **'Add a Filter'**.



The image shows two sequential screenshots of a transactions portal interface. The left screenshot shows the 'View' menu open, with options for 'Columns', 'Filters', and 'Group By'. The right screenshot shows the 'Filters' sub-menu open, displaying 'No filters applied.' and buttons for 'Add a Filter' and 'Clear Filters'. A blue arrow points from the 'Filters' option in the left menu to the 'Filters' sub-menu in the right screenshot.

Account	Transaction	Amount
001	IN	
00F	JE	
CDV	Cash Dividend/ E	

From there click **'Column'** and select **'Transaction Type'**. Leave the next section as **'Is'** and from the last filter value drop down, select **'Buy'**.





The filter will automatically apply, and you will be left with only the purchase transactions across all your accounts.

Navigation: Dashboard Accounts Holdings **Transactions** Documents Performance

Filters: 2021-10-18 - 2024-07-01 Sophia Wellington

Active Filters: Transaction Type: Buy...

<input type="checkbox"/>	Trade Date	Security Name	Account Code	Account Name	Account Type	Symbol	Transaction Type	Settlement Amount	
<input type="checkbox"/>	2024-05-13	LYSANDER Balanced Fd CI.F	5PX006S	Sophia Wellington	RRSP	LYZ800F	Buy	CAD \$390.00	CAD
<input type="checkbox"/>	2024-05-09	LYSANDER Balanced Fd CI.F	5PX006S	Sophia Wellington	RRSP	LYZ800F	Buy	CAD \$15,390.00	CAD
<input type="checkbox"/>	2024-05-09	CANSO Corporate Value Fd CI-C	5PX001W	Sophia Wellington	TFSA	CFM111C	Buy	CAD \$7,497.58	CAD
<input type="checkbox"/>	2024-05-08	CANSO Corporate Value Fd CI-C	5PX000A	Sophia Wellington	Cash	CFM111C	Buy	CAD \$368,975.18	CAD
<input type="checkbox"/>	2024-03-27	CANADA 0.75% 10C24	5PX003S	Sophia Wellington	RRSP	--	Buy	CAD \$13,733.30	CAD
<input type="checkbox"/>	2024-03-27	CANADA 0.75% 10C24	5PX001W	Sophia Wellington	TFSA	--	Buy	CAD \$5,885.70	CAD
<input type="checkbox"/>	2024-03-06	AT&T INC CB C\$ 4% 25NV25	5PX009W	Sophia Wellington	TFSA	--	Buy	CAD \$1,362.39	CAD
<input type="checkbox"/>	2024-03-05	BNS ISA U\$-F /NL/N'FRAC	5PX004B	Sophia Wellington	Cash	DYN6005	Buy	USD \$100,126.54	USD
<input type="checkbox"/>	2024-01-31	CANADA 0.75% 10C24	5PX005Z	Sophia Wellington	RESP	--	Buy	CAD \$488.37	CAD
<input type="checkbox"/>	2024-01-24	CANSO Corporate Value Fd CI-C	5PX000A	Sophia Wellington	Cash	CFM111C	Buy	CAD \$437.73	CAD



From **Documents** you can search, view and download all historical documentation related to your accounts. This includes trade confirmations, monthly statements, account opening forms and tax related documents.

The screenshot shows the 'Documents' section of a financial portal. At the top, there is a navigation bar with links for Dashboard, Accounts, Holdings, Transactions, Documents (selected), and Performance. On the right, there are filters for the date range '2024-07-15 - 2024-07-15' and the user 'Sophia Wellington'. Below the navigation, the 'Documents' header includes a 'Create' button, a 'No Selection' dropdown, and a search bar. The main content is a table with the following columns: Document Name, Document Category, Related Account, Related Securities, Created, and Modified. The 'Accounts' folder is highlighted with a blue box. Below the table, there is a pagination control showing 'Items per page: 20' and 'Showing 1 to 10 of 10 Documents'.

<input type="checkbox"/>	Document Name	Document Category	Related Account	Related Securities	Created	Modified
<input type="checkbox"/>	Accounts	Folder			2024-07-16	2024-07-16
<input type="checkbox"/>	Account Agreements.pdf	Regulatory Disclosure			2024-07-16	2024-07-16
<input type="checkbox"/>	CIPF Brochure.pdf	Regulatory Disclosure			2024-07-16	2024-07-16
<input type="checkbox"/>	Complaint Handling Process.pdf	Regulatory Disclosure			2024-07-16	2024-07-16
<input type="checkbox"/>	Fund Facts - Fidelity Greater Canada Fund (Series F).pdf	Investment Information			2024-07-16	2024-07-16
<input type="checkbox"/>	Fund Facts - Lysander-Canso U.S. Corporate Treasury Fund (Seri...	Investment Information			2024-07-16	2024-07-16
<input type="checkbox"/>	Introducing Carrying Broker Disclosure.pdf	Regulatory Disclosure			2024-07-16	2024-07-16
<input type="checkbox"/>	PHW Fee Schedule - Full Service Advised Sponsor Plan.pdf				2024-07-16	2024-07-16
<input type="checkbox"/>	PortfolioHiWay Conflicts of Interest Disclosure.pdf	Regulatory Disclosure			2024-07-16	2024-07-16
<input type="checkbox"/>	PortfolioHiWay Relationship Disclosure.pdf	Regulatory Disclosure			2024-07-16	2024-07-16

From **Performance** you will see both a time weighted and money weighted rate of return view of your portfolio's performance.

Dashboard
 Accounts
 Holdings
 Transactions
 Documents
 Performance

2021-10-18 - 2024-07-01
Sophia Wellington

All Performances

All Accounts Selected

Accounts
v

↓

View

MWRR
TWRR
i

-10.93%

Opening Value	\$0.00
Deposits	\$893,214.28
Withdrawals	\$951.33
Return (\$)	-\$113,762.94
End Value	\$778,500.01

Account Code	Month to date	Last completed month	Quarter to date	Last completed quarter	Year to date	Last completed year	Since inception
	2024-06-30 - 2024-07-01	2024-05-31 - 2024-06-30	2024-06-30 - 2024-07-01	2024-03-31 - 2024-06-30	2023-12-31 - 2024-07-01	2022-12-31 - 2023-12-31	2021-10-18 - 2024-07-01
— All Accounts	0.00%	0.77%	0.00%	1.39%	-18.33%	7.78%	-10.93%
5PX009W	0.01%	0.54%	0.01%	1.50%	2.93%	4.11%	4.96%



Customize this view by clicking **'Accounts'** and filtering the accounts whose performance you'd like to analyze.

9 Accounts Accounts [v] [Download] [View]

Search...

- All Accounts
- 5PX000A
- 5PX001W
- 5PX002A
- 5PX003S
- 5PX004B

Dashboard Accounts Holdings Transactions Documents Performance 2021-10-18 - 2024-07-01 Sophia Wellington

All Performances 9 Accounts Accounts [v] [Download] [View]

MWRR TWRR ⓘ

**-10.93%**

Opening Value	\$0.00
Deposits	\$893,214.28
Withdrawals	\$951.33
Return (\$)	-\$113,762.94
End Value	\$778,500.01

Account Code	Month to date 2024-06-30 - 2024-07-01	Last completed month 2024-05-31 - 2024-06-30	Quarter to date 2024-06-30 - 2024-07-01	Last completed quarter 2024-03-31 - 2024-06-30	Year to date 2023-12-31 - 2024-07-01	Last completed year 2022-12-31 - 2023-12-31	Since inception 2021-10-18 - 2024-07-01
All Accounts	0.00%	0.77%	0.00%	1.39%	-18.33%	7.78%	-10.93%
5PX000A	0.00%	0.73%	0.00%	1.12%	2.13%	5.47%	4.33%

To return to your client portal dashboard, click **Dashboard** or the Portfolio HiWay logo to the left of it.

The screenshot displays the client portal dashboard for Sophia Wellington as of 2024-07-01. The 'Dashboard' menu item is highlighted in the top navigation bar.

### Portfolio Summary

Aggregate Market Value (CAD): **\$778,500.01**

CAD Accounts: **\$777,047.25**

USD Accounts (in CAD): **\$1,452.76**  
USD \$1,061.42

Client Name	Account Type	Value
Sophia Wellington	Cash CAD	\$389,173.57
Sophia Wellington	Cash CAD	\$0.00
Sophia Wellington	Cash CAD	\$62,050.63
Sophia Wellington	Cash USD	\$0.00
Sophia Wellington	Cash USD	\$1,061.42
Sophia Wellington	RESP CAD	\$3,069.38
Sophia Wellington	RRSP CAD	\$62,690.13
Sophia Wellington	RRSP CAD	\$134,094.56
Sophia Wellington	TFSA CAD	\$119,003.90
Sophia Wellington	TFSA CAD	\$0.00

### Portfolio Composition

#### Account Type

Account Type	Value	Percentage
Cash	\$452,676.96	58.15%
RRSP	\$196,784.69	25.28%
TFSA	\$125,968.98	16.18%
RESP	\$3,069.38	0.39%

#### Asset Class

Asset Class	Value	Percentage
Fixed Income	\$584,098.87	75.03%
Balanced Funds	\$191,527.56	24.60%
Alternative Inv...	\$2,478.11	0.32%
Cash & Equival...	\$395.47	0.05%

#### Currency

Currency	Value	Percentage
CAD	\$777,047.25	99.81%
USD	\$1,452.76	0.19%

### Portfolio Performance

MWRR: **-10.93%** | TWRR: **-10.93%**

Opening Value: **\$0.00**

Deposits: **\$893,214.28**

Withdrawals: **\$951.33**



# Contact Us

To ensure a timely response email:  
[support@portfoliohiway.com](mailto:support@portfoliohiway.com)

## PRIVACY POLICY

At PortfolioHiWay Inc. we are committed to protecting the privacy of your personal information. We know how important your privacy is to you. We have adopted the following principles and guidelines that set out how we collect, use, and disclose personal information, and how we hold ourselves accountable and accessible to you.

For more information on our Privacy policy please visit: [www.portfoliohiway.com/privacy-policy](http://www.portfoliohiway.com/privacy-policy)

These slides are for information only, not intended as an offer, or a solicitation of an offer, to buy or sell any investment or other specific product. Securities represented in the slides may be issuers related to PHW.

**T.** +1 (833) 774 4929  
**E.** [support@portfoliohiway.com](mailto:support@portfoliohiway.com)  
**W.** [portfoliohiway.com](http://portfoliohiway.com)

**Address**  
3080 Yonge Street, Suite 4005  
Toronto, ON M4N 3N1

© 2024 Portfolio HiWay Inc. All rights reserved.

Portfolio HiWay Inc. ("PortfolioHiWay") is an investment dealer and a member of the Canadian Investment Regulatory Organization (CIRO) and the Canadian Investor Protection Fund (CIPF).

